



Similar to the illustration,
AquaGen® optional

grid | power v M

Series OSP.HC/OSP.HB

Vented lead-acid battery

grid | power v M Series OSP.HC

Typical applications:

- Power Supply Systems
- Uninterruptible power supply (UPS)
- Traffic Systems
 - Signalling
 - Lighting

Your benefits:

- Very good high-current capability – low investment costs due to innovative electrode structure
- Very high expected service life – due to optimized low-antimony selenium alloy
- Higher short-circuit safety even during the installation – based on HOPPECKE system connectors
- Extremely extended water refill intervals up to maintenance-free – optional use of AquaGen® recombination system minimizes emission of gas and aerosols¹

grid | power v M Series OSP.HB

Typical applications:

- Power Supply Systems
- Uninterruptible Power Supply (UPS)
- Traffic systems
 - Signalling
 - Lighting
- IT/Telecom
- Emergency lighting installations

Your benefits:

- Very good high-current capability – due to innovative electrode structure
- Very high expected service life – due to optimized low-antimony selenium alloy
- HOPPECKE SST terminal design – compatible plastic moulded terminals for testing according to the IEEE 450
- External insulated inter-cell connector – individual testing of the single cell voltages in the block
- Extremely extended water refill intervals up to maintenance-free – optional use of AquaGen® recombination system minimizes emission of gas and aerosols¹



¹ Similar to sealed lead-acid batteries

Capacities dimensions and weights

Series OSP.HC	Type	C ₁₀ /1.80 V Ah	C ₅ /1.75 V Ah	C ₃ /1.70 V Ah	C ₁ /1.65 V Ah	Weight kg	Weight electrolyte kg (1.24 kg/l)	max.* Length L mm	max.* Width W mm	max.* Height H mm	Fig.
grid power VM 2-125	3 OSP.HC 105	125	101	91	71	15.3	5.1	105	208	420	A
grid power VM 2-170	4 OSP.HC 140	167	135	122	95	16.7	4.9	105	208	420	A
grid power VM 2-210	5 OSP.HC 175	209	169	152	118	18.2	4.7	105	208	420	A
grid power VM 2-250	6 OSP.HC 210	250	203	183	142	21.7	5.9	126	208	420	A
grid power VM 2-290	7 OSP.HC 245	292	237	213	166	23.1	5.8	126	208	420	A
grid power VM 2-350	8 OSP.HC 280	334	270	244	189	26.5	7.0	147	208	420	A
grid power VM 2-370	9 OSP.HC 315	361	292	263	204	33.2	11.3	189	208	420	A
grid power VM 2-410	10 OSP.HC 350	401	324	293	227	33.8	10.0	189	208	420	A
grid power VM 2-440	11 OSP.HC 385	441	357	321	249	35.4	9.2	189	208	420	A
grid power VM 2-360	4 OSP.HC 340	359	308	285	214	40.0	15.0	147	208	710	A
grid power VM 2-450	5 OSP.HC 425	448	385	357	268	43.4	14.5	147	208	710	A
grid power VM 2-540	6 OSP.HC 510	538	462	429	322	46.7	14.1	147	208	710	A
grid power VM 2-630	7 OSP.HC 595	628	540	498	375	50.4	13.6	147	208	710	A
grid power VM 2-720	8 OSP.HC 680	718	615	570	429	53.3	13.1	147	208	710	A
grid power VM 2-810	9 OSP.HC 765	807	695	642	482	66.3	18.0	215	193	710	B
grid power VM 2-900	10 OSP.HC 850	897	770	714	536	69.9	17.4	215	193	710	B
grid power VM 2-990	11 OSP.HC 935	987	850	783	590	72.9	17.0	215	193	710	B
grid power VM 2-1080	12 OSP.HC 1020	1076	925	855	643	83.7	22.1	215	235	710	B
grid power VM 2-1170	13 OSP.HC 1105	1166	1000	927	697	87.3	21.6	215	235	710	B
grid power VM 2-1260	14 OSP.HC 1190	1256	1080	999	751	90.3	21.3	215	235	710	B
grid power VM 2-1350	15 OSP.HC 1275	1345	1155	1068	804	101.0	26.2	215	277	710	B
grid power VM 2-1440	16 OSP.HC 1360	1435	1235	1140	858	104.2	25.8	215	277	710	B
grid power VM 2-1530	17 OSP.HC 1445	1525	1310	1212	911	107.4	25.5	215	277	710	B
grid power VM 2-1590	15 OSP.HC 1575	1587	1420	1284	898	122.3	31.7	215	277	855	B
grid power VM 2-1700	16 OSP.HC 1680	1693	1515	1368	958	126.2	31.1	215	277	855	B
grid power VM 2-1810	17 OSP.HC 1785	1799	1610	1455	1018	129.9	30.7	215	277	855	B
grid power VM 2-1920	18 OSP.HC 1890	1904	1705	1542	1077	160.6	49.2	215	400	815	C
grid power VM 2-2140	20 OSP.HC 2100	2116	1895	1713	1197	168.7	47.3	215	400	815	C
grid power VM 2-2560	24 OSP.HC 2520	2539	2270	2055	1437	209.9	61.8	215	490	815	D
grid power VM 2-2780	26 OSP.HC 2730	2751	2460	2226	1556	218.2	60.9	215	490	815	D
grid power VM 2-3000	28 OSP.HC 2940	2962	2650	2397	1676	225.6	59.8	215	490	815	D
grid power VM 2-3220	30 OSP.HC 3150	3174	2840	2568	1796	250.9	71.6	215	580	815	D
grid power VM 2-3440	32 OSP.HC 3360	3385	3030	2739	1915	259.6	70.3	215	580	815	D
grid power VM 2-3660	34 OSP.HC 3570	3597	3220	2910	2035	267.5	69.0	215	580	815	D
grid power VM 2-3880	36 OSP.HC 3780	3809	3410	3081	2155	274.9	68.3	215	580	815	D

C₁₀, C₅, C₃ and C₁ = Capacity at 10 h, 5 h, 3 h and 1 h discharge

* according to DIN 40736-1 data to be understood as maximum values

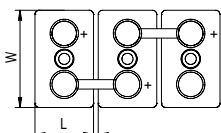
Series OSP.HB	Type	C ₁₀ /1.80 V/Z Ah	C ₅ /1.75 V/Z Ah	C ₃ /1.70 V/Z Ah	C ₁ /1.65 V/Z Ah	Weight kg	Weight electrolyte kg (1.24 kg/l)	max. Length L mm	max. Width W mm	max. Height H mm	Fig.
grid power VM 6-50	OSP.HB 6 V 50	80	70	63	47	24.3	7.0	148	205	352	A
grid power VM 6-100	OSP.HB 6 V 100	120	105	95	70	27.4	5.0	148	205	352	A
grid power VM 6-150	OSP.HB 6 V 150	160	140	126	93	39.5	8.5	274	205	352	B
grid power VM 6-200	OSP.HB 6 V 200	240	210	189	140	47.5	6.5	274	205	352	B

C₁₀, C₅, C₃ and C₁ = Capacity at 10 h, 5 h, 3 h and 1 h discharge



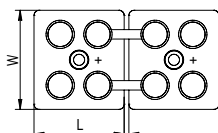
Capacities dimensions and weights

Fig. A Series OSP.HC



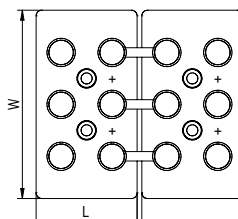
grid | power VM 2-125 -
grid | power VM 2-720

Fig. B Series OSP.HC



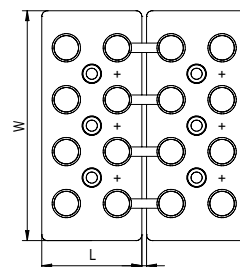
grid | power VM 2-810 -
grid | power VM 2-1810

Fig. C Series OSP.HC

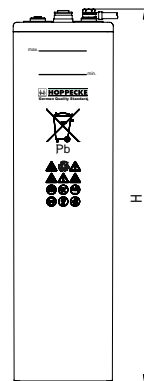


grid | power VM 2-1920 -
grid | power VM 2-2140

Fig. D Series OSP.HC



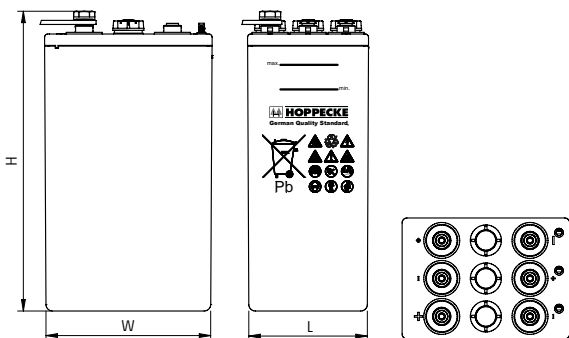
grid | power VM 2-2560 -
grid | power VM 2-3880



Design life: up to 20 years

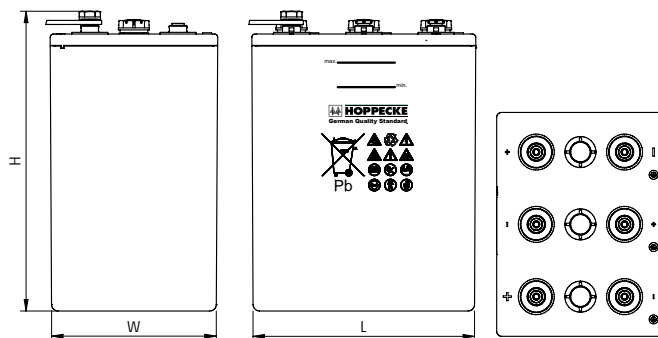
Optimal environmental compatibility – closed loop for recovery of materials in an accredited recycling system

Fig. A Series OSP.HB



grid | power VM 6-50 -
grid | power VM 6-100

Fig. B Series OSP.HB



grid | power VM 6-150 -
grid | power VM 6-200

Design life: up to 20 years

Optimal environmental compatibility – closed loop for recovery of materials in an accredited recycling system

Notes

HOPPECKE Batterien GmbH & Co. KG
Bontkirchener Str. 1
D - 59929 Brilon
Tel.: +49 (0) 2963 61-374
Fax: +49 (0) 2963 61-270
E-Mail: reservepower@hoppecke.com

