



Similar to the illustration

grid | power VL

Series OPzS/power.bloc OPzS

Vented lead-acid battery

grid | powerVL Series OPzS

Typical applications:

- Telecommunications
 - Mobile phone stations
 - BTS-stations
 - Off-grid/on-grid solutions
- Power Supply
- Security lighting

Your benefits:

- Very high expected service life – due to optimized low-antimony selenium alloy
- Excellent cycle stability – due to tubular plate design
- Maximum compatibility – design according to DIN 40736-1
- Higher short-circuit safety even during the installation – based on HOPPECKE system connectors
- Extremely extended water refill intervals up to maintenance-free – optional use of AquaGen® recombination system minimizes emission of gas and aerosols¹

grid | powerVL Series power.bloc OPzS

Typical applications:

- Telecommunications
 - Mobile phone stations
 - BTS-stations
 - Off-grid/on-grid solutions
- Power Supply systems
- Security lighting

Your benefits:

- High expected service life – due to optimized low-antimony selenium alloy
- Excellent cycle stability – due to tubular plate design
- Maximum compatibility – dimensions according to DIN 40737-3
- Easy assembly and installation – battery lid with integral handle
- Higher short-circuit safety even during the installation – based on HOPPECKE system connectors
- Extremely extended water refill intervals up to maintenance-free – optional use of AquaGen® recombination system minimizes emission of gas and aerosols¹



¹ Similar to sealed lead-acid batteries



Capacities dimensions and weights

Series OPzS	DIN Type	C ₁₀ /1.80 V Ah	C ₅ /1.77 V Ah	C ₃ /1.75 V Ah	C ₁ /1.67 V Ah	max.* Weight kg	Weight electrolyte kg (1.24 kg/l)	max.* Length L mm	max.* Width W mm	max.* Height H mm	Fig.
grid power vL 2-215	4 OPzS 200	213	182	161	118	17.3	4.5	105	208	420	A
grid power vL 2-270	5 OPzS 250	266	227	201	147	21.0	5.6	126	208	420	A
grid power vL 2-325	6 OPzS 300	320	273	241	177	24.9	6.7	147	208	420	A
grid power vL 2-390	5 OPzS 350	390	345	303	217	29.3	8.5	126	208	535	A
grid power vL 2-470	6 OPzS 420	468	414	363	261	34.4	10.1	147	208	535	A
grid power vL 2-550	7 OPzS 490	546	483	426	304	39.5	11.7	168	208	535	A
grid power vL 2-690	6 OPzS 600	686	590	510	353	46.1	13.3	147	208	710	A
grid power vL 2-805	7 OPzS 700	801	691	596	411	59.1	16.7	215	193	710	B
grid power vL 2-920	8 OPzS 800	915	790	681	470	63.1	17.3	215	193	710	B
grid power vL 2-1035	9 OPzS 900	1026	887	767	529	72.4	20.5	215	235	710	B
grid power vL 2-1150	10 OPzS 1000	1140	985	852	588	76.4	21.1	215	235	710	B
grid power vL 2-1265	11 OPzS 1100	1256	1086	938	647	86.6	25.2	215	277	710	B
grid power vL 2-1380	12 OPzS 1200	1370	1185	1023	706	90.6	25.8	215	277	710	B
grid power vL 2-1610	12 OPzS 1500	1610	1400	1197	784	110.4	32.7	215	277	855	B
grid power vL 2-1880	14 OPzS 1750	1881	1632	1397	914	142.3	46.2	215	400	815	C
grid power vL 2-2015	15 OPzS 1875	2016	1748	1496	980	146.6	46.7	215	400	815	C
grid power vL 2-2150	16 OPzS 2000	2150	1865	1596	1045	150.9	45.9	215	400	815	C
grid power vL 2-2420	18 OPzS 2250	2412	2097	1796	1176	179.1	56.4	215	490	815	D
grid power vL 2-2555	19 OPzS 2375	2546	2213	1895	1242	182.9	55.6	215	490	815	D
grid power vL 2-2690	20 OPzS 2500	2680	2330	1995	1307	187.3	55.7	215	490	815	D
grid power vL 2-2960	22 OPzS 2750	2952	2562	2195	1437	212.5	67.0	215	580	815	D
grid power vL 2-3095	23 OPzS 2875	3086	2678	2294	1503	216.8	65.9	215	580	815	D
grid power vL 2-3230	24 OPzS 3000	3220	2795	2394	1568	221.2	66.4	215	580	815	D
grid power vL 2-3500	26 OPzS 3250	3488	3028	2594	1699	229.6	65.4	215	580	815	D

C₁₀, C₅, C₃ and C₁ = Capacity at 10 h, 5 h, 3 h and 1 h discharge

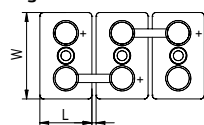
* according to DIN 40736-1 data to be understood as maximum values

Series power.bloc OPzS	DIN Type	C ₁₀ /1.80 V Ah	C ₅ /1.77 V Ah	C ₃ /1.75 V Ah	C ₁ /1.67 V Ah	max.* Weight kg	Weight electrolyte kg (1.24 kg/l)	max.* Length L mm	max.* Width W mm	max.* Height H mm	Fig.
grid power vL 12-50	12 V 1 power.bloc OPzS	50	44	39	28	37.0	15.0	272	205	383	A
grid power vL 12-100	12 V 2 power.bloc OPzS	100	101	88	78	48.0	13.0	272	205	383	A
grid power vL 12-150	12 V 3 power.bloc OPzS	150	151	132	117	67.0	18.0	380	205	383	A
grid power vL 6-200	6 V 4 power.bloc OPzS	200	202	176	155	47.0	13.0	272	205	383	B
grid power vL 6-250	6 V 5 power.bloc OPzS	250	252	220	194	60.0	20.0	380	205	383	B
grid power vL 6-300	6 V 6 power.bloc OPzS	300	302	264	233	67.0	18.0	380	205	383	B

C₁₀, C₅, C₃ and C₁ = Capacity at 10 h, 5 h, 3 h and 1 h discharge

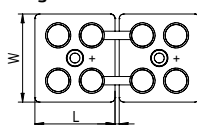
* according to DIN 40737-3 data to be understood as maximum values

Fig. A Series OPzS



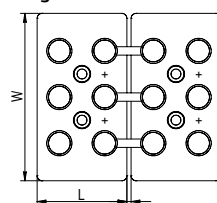
grid | power vL 2-215 -
grid | power vL 2-690

Fig. B Series OPzS



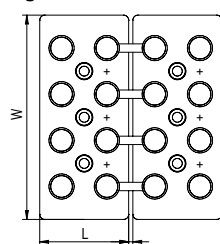
grid | power vL 2-805 -
grid | power vL 2-1610

Fig. C Series OPzS



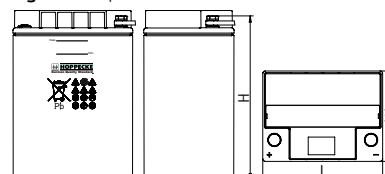
grid | power vL 2-1880 -
grid | power vL 2-2150

Fig. D Series OPzS



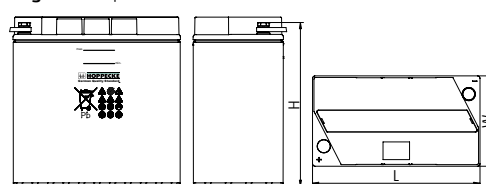
grid | power vL 2-2420 -
grid | power vL 2-3500

Fig. A Series power.bloc OPzS



grid | power vL 12-50 -
grid | power vL 12-150

Fig. B Series power.bloc OPzS



grid | power vL 6-200 -
grid | power vL 6-300

Design life: up to 20 years

Optimal environmental compatibility – closed loop for recovery of materials in an accredited recycling system

Design life: up to 18 years

Optimal environmental compatibility – closed loop for recovery of materials in an accredited recycling system

HOPPECKE Batterien GmbH & Co. KG
Bontkirchener Str. 1
D - 59929 Brilon
Tel: +49 (0) 2963 61-374
Fax: +49 (0) 2963 61-270
E-Mail: reservepower@hoppecke.com

