



sun | power VR M

Valve regulated lead acid
batteries for cyclic applications

Typical applications:

- Solar home storage systems
- Street lighting
- Medical care facilities
- Signalling systems
- Leisure applications

Your benefits:

- Maintenance-free monobloc battery - due to Absorbent Glass Mat-technology
- Optimized cycle stability - due to improved electrode design for efficiently charge current acceptance
- Optimum operational safety - integrated backfire protection
- Higher short-circuit safety even during the installation - based on HOPPECKE system connectors

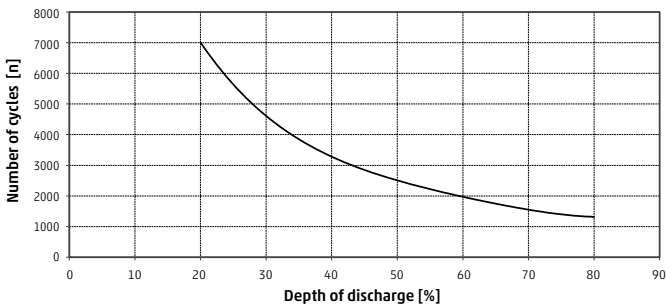
Type overview **sun** | power VR M

Capacities, dimensions and weights

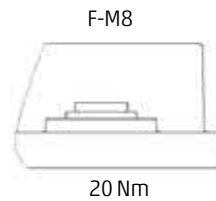
Type	Nominal Voltage V	C _{100h} /1.85 V Ah	C _{50h} /1.80 V Ah	C _{24h} /1.80 V Ah	C _{10h} /1.80 V Ah	Length L mm	Width W mm	Height H mm	Weight kg	Connection	Handle	Terminal layout
sun power VR M 12-58	12	55	58	55	48	232	177	190	19.0	F-M8	yes	B
sun power VR M 12-70	12	62	65	64	58	267	177	190	23.0	F-M8	yes	B
sun power VR M 12-80	12	73	76	73	66	303	177	190	24.0	F-M8	yes	B
sun power VR M 12-90	12	83	86	84	76	342	177	190	28.0	F-M8	yes	B
sun power VR M 12-105	12	101	103	98	87	344	177	230	38.0	F-M8	no	A
sun power VR M 12-135	12	125	128	122	111	344	170	275	46.0	F-M8	no	A
sun power VR M 12-150	12	146	151	146	133	498	177	230	55.0	F-M8	no	A
sun power VR M 6-200	6	186	190	183	167	242	170	275	32.0	F-M8	no	C
sun power VR M 6-250	6	247	253	243	229	308	170	275	41.0	F-M8	no	C
sun power VR M 2-430	2	427	442	433	411	183	155	310	25.2	F-M8	yes	D
sun power VR M 2-620	2	616	638	629	604	183	226	310	38.0	F-M8	yes	E
sun power VR M 2-890	2	892	921	896	834	182	304	310	50.3	F-M8	yes	F
sun power VR M 2-1120	2	1124	1159	1134	1070	182	391	310	64.2	F-M8	yes	G

C_{100h}, C_{48h}, C_{24h} and C_{10h} = Capacity at 100 h, 48 h, 24 h and 10 h discharge

Service life in cycles and Depth of Discharge



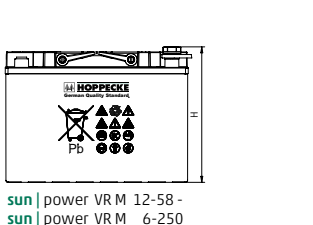
Connection and torque



Optimal environmental compatibility - closed loop for recovery of materials in an accredited recycling system
IEC 60896-21
IEC 61427

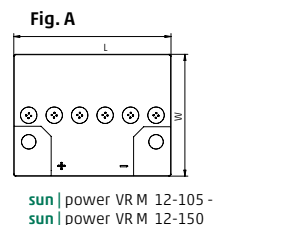
Terminal layout

Fig. A



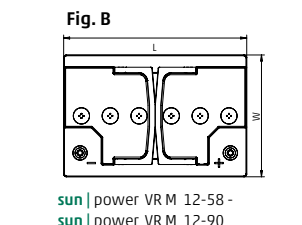
sun | power VR M 12-58 -
sun | power VR M 6-250

Fig. B



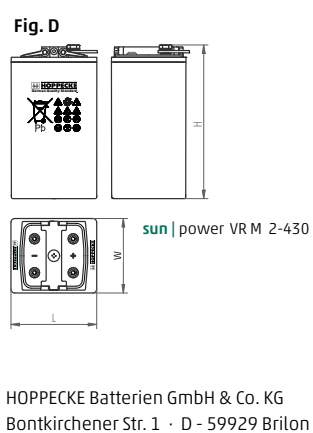
sun | power VR M 12-105 -
sun | power VR M 12-150

Fig. C



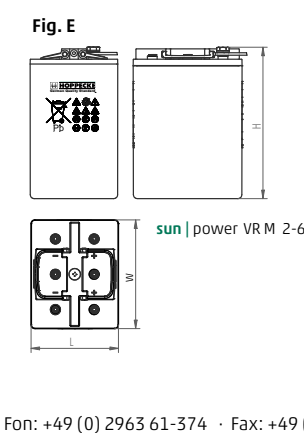
sun | power VR M 6-200 -
sun | power VR M 6-250

Fig. D



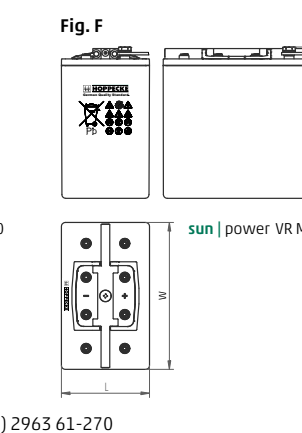
sun | power VR M 2-430

Fig. E



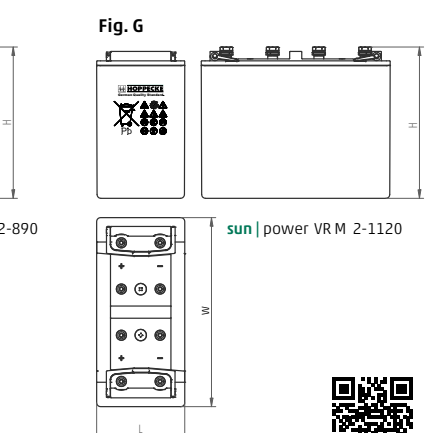
sun | power VR M 2-620

Fig. F



sun | power VR M 2-890

Fig. G



sun | power VR M 2-1120

