



Similar to the illustration,
Aquadem® optional

grid | power v H

Series OSP.XC/OGi bloc

Vented lead-acid battery

grid | power v H Series OSP.XC

Typical applications:

- Power Supply Systems
- Uninterruptible power supply (UPS)
- Substations

Your benefits:

- Very good high-current capability – low investment costs due to innovative electrode structure
- Very high expected service life – due to optimized low-antimony selenium alloy
- Higher short-circuit safety even during the installation – based on HOPPECKE system connectors
- Extremely extended water refill intervals up to maintenance-free – optional use of AquaGen® recombination system minimizes emission of gas and aerosols¹

grid | power v H Series OGi bloc

Typical applications:

- Railway applications
 - Railway control centers
 - Signal systems
 - Lighting
- Starter batteries for emergency power diesel generators
- Emergency lighting installations

Your benefits:

- Good high-current capability – low investment costs due to innovative electrode structure
- High expected service life – due to double separation
- Maximum compatibility – design according to DIN 40739
- Higher short-circuit safety even during the installation – based on HOPPECKE system connectors
- Extremely extended water refill intervals up to maintenance free – optional use of AquaGen® recombination system minimizes emission of gas and aerosols¹



¹ similar to sealed lead-acid batteries

Capacities, dimensions and weights

Series OSP.XC	Type	C ₁₀ /1.80 V Ah	C ₅ /1.75 V Ah	C ₃ /1.70 V Ah	C ₁ /1.65 V Ah	Weight kg	Weight electrolyte kg (1.27 kg/l)	max.* Length L mm	max.* Width W mm	max.* Height H mm	Fig.	
grid power vH 2-130	3 OSP.XC	120	132	109	98	76	15.6	5.4	105	208	420	A
grid power vH 2-175	4 OSP.XC	160	176	145	131	102	16.9	5.1	105	208	420	A
grid power vH 2-220	5 OSP.XC	200	220	181	164	127	18.4	4.9	105	208	420	A
grid power vH 2-265	6 OSP.XC	240	264	218	196	152	22.0	6.2	126	208	420	A
grid power vH 2-310	7 OSP.XC	280	308	254	229	178	23.3	6.0	126	208	420	A
grid power vH 2-355	8 OSP.XC	320	352	290	262	203	26.7	7.2	147	208	420	A
grid power vH 2-400	9 OSP.XC	360	396	326	295	229	33.5	11.6	189	208	420	A
grid power vH 2-445	10 OSP.XC	400	440	363	327	254	34.0	10.2	189	208	420	A
grid power vH 2-490	11 OSP.XC	440	484	399	360	279	35.6	9.4	189	208	420	A
grid power vH 2-410	4 OSP.XC	380	406	360	321	225	40.6	15.6	147	208	710	A
grid power vH 2-510	5 OSP.XC	475	507	450	401	281	44.0	15.1	147	208	710	A
grid power vH 2-610	6 OSP.XC	570	609	540	481	337	47.3	14.7	147	208	710	A
grid power vH 2-710	7 OSP.XC	665	710	630	561	394	50.9	14.1	147	208	710	A
grid power vH 2-810	8 OSP.XC	760	812	720	641	450	53.8	13.6	147	208	710	A
grid power vH 2-910	9 OSP.XC	855	913	810	721	506	67.0	18.7	215	193	710	B
grid power vH 2-1010	10 OSP.XC	950	1015	900	801	562	70.6	18.1	215	193	710	B
grid power vH 2-1120	11 OSP.XC	1045	1116	990	881	619	73.6	17.7	215	193	710	B
grid power vH 2-1220	12 OSP.XC	1140	1218	1080	962	675	84.6	23.0	215	235	710	B
grid power vH 2-1320	13 OSP.XC	1235	1319	1170	1042	731	88.2	22.5	215	235	710	B
grid power vH 2-1420	14 OSP.XC	1330	1420	1260	1122	787	91.1	22.1	215	235	710	B
grid power vH 2-1520	15 OSP.XC	1425	1522	1350	1202	844	102.1	27.3	215	277	710	B
grid power vH 2-1620	16 OSP.XC	1520	1623	1440	1282	900	105.2	26.8	215	277	710	B
grid power vH 2-1720	17 OSP.XC	1615	1725	1530	1362	956	108.4	26.5	215	277	710	B
grid power vH 2-1740	15 OSP.XC	1725	1740	1511	1338	916	123.5	32.9	215	277	855	B
grid power vH 2-1860	16 OSP.XC	1840	1856	1611	1427	977	127.5	32.4	215	277	855	B
grid power vH 2-1980	17 OSP.XC	1955	1973	1712	1517	1038	131.2	32.0	215	277	855	B
grid power vH 2-2100	18 OSP.XC	2070	2089	1813	1606	1099	162.5	51.1	215	400	815	C
grid power vH 2-2340	20 OSP.XC	2300	2321	2014	1784	1221	170.0	49.2	215	400	815	C
grid power vH 2-2820	24 OSP.XC	2760	2785	2417	2141	1465	216.4	64.3	215	490	815	D
grid power vH 2-3060	26 OSP.XC	2990	3017	2619	2319	1588	224.7	63.4	215	490	815	D
grid power vH 2-3300	28 OSP.XC	3220	3249	2820	2498	1710	231.9	62.2	215	490	815	D
grid power vH 2-3540	30 OSP.XC	3450	3481	3021	2676	1832	253.8	74.5	215	580	815	D
grid power vH 2-3780	32 OSP.XC	3680	3713	3223	2855	1954	262.4	73.1	215	580	815	D
grid power vH 2-4020	34 OSP.XC	3910	3945	3424	3033	2076	270.3	71.8	215	580	815	D
grid power vH 2-4260	36 OSP.XC	4140	4177	3626	3211	2198	277.6	71.0	215	580	815	D

C₁₀, C₅, C₃ and C₁ = Capacity at 10 h, 5 h, 3 h and 1 h discharge

* according to DIN 40736-1 data to be understood as maximum values

Series OGi bloc	DIN Type	C _{nom} / 1.80 V Ah	C ₁₀ / 1.80 V Ah	C ₅ / 1.75 V Ah	C ₃ / 1.70 V Ah	C ₁ / 1.70 V Ah	C _{1/2} / 1.65 V Ah	C _{1/6} / 1.65 V Ah	Weight approx. kg	Weight electrolyte kg (1.24 kg/l)	max.* Length L mm	max.* Width W mm	max.* Height H mm	Fig.
grid power vH 6-20	OGi bloc 6 V 20	18	23	20	18	14	11	7	9.5	3.2	115	178	285	A
grid power vH 6-40	OGi bloc 6 V 40	36	46	41	37	27	21	14	12	2.9	115	178	285	A
grid power vH 6-60	OGi bloc 6 V 60	54	70	61	55	41	32	22	18.7	5.9	205	178	285	A
grid power vH 6-80	OGi bloc 6 V 80	72	93	82	74	54	43	29	21.2	5.7	205	178	285	A
grid power vH 6-100	OGi bloc 6 V 100	90	116	102	92	68	53	36	27.8	8.7	285	178	285	A
grid power vH 6-110	OGi bloc 6 V 110	108	139	126	111	81	64	43	30.6	8.7	285	178	285	A
grid power vH 6-130	OGi bloc 6 V 130	128	174	155	139	101	80	50	40.9	14.9	285	232	335	A
grid power vH 6-160	OGi bloc 6 V 160	160	218	193	174	126	100	62	44.9	14.1	285	232	335	A
grid power vH 6-200	OGi bloc 6 V 200	192	261	232	208	151	120	74	49.4	13.8	285	232	335	A
grid power vH 4-230	OGi bloc 4 V 230	224	305	270	243	177	140	87	40.7	12.1	252	232	335	B
grid power vH 4-260	OGi bloc 4 V 260	256	348	309	278	202	160	99	43.2	11.6	252	232	335	B

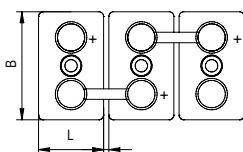
C_{nom} = Nominal capacity according to DIN 40739 at 10 h discharge · C₁₀ = Real capacity at 10 h discharge

* according to DIN 40739 data to be understood as maximum values



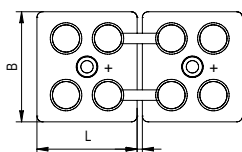
Capacities, dimensions and weights

Fig. A Series OSP.XC



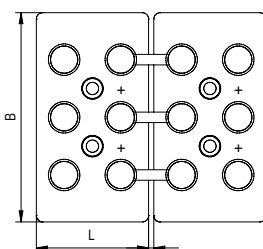
grid | power VH 2-130 -
grid | power VH 2-810

Fig. B Series OSP.XC



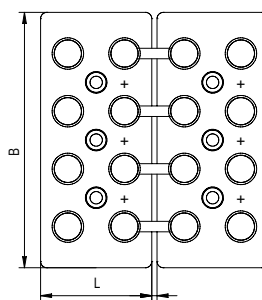
grid | power VH 2-910 -
grid | power VH 2-1980

Fig. C Series OSP.XC

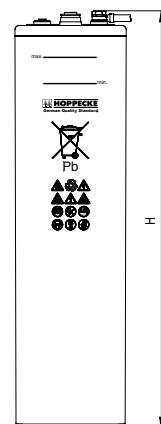


grid | power VH 2-2100 -
grid | power VH 2-2340

Fig. D Series OSP.XC



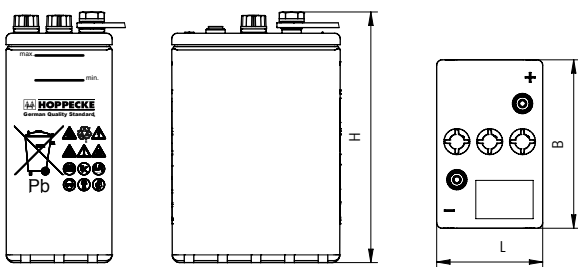
grid | power VH 2-2820 -
grid | power VH 2-4260



Design life: up to 18 years

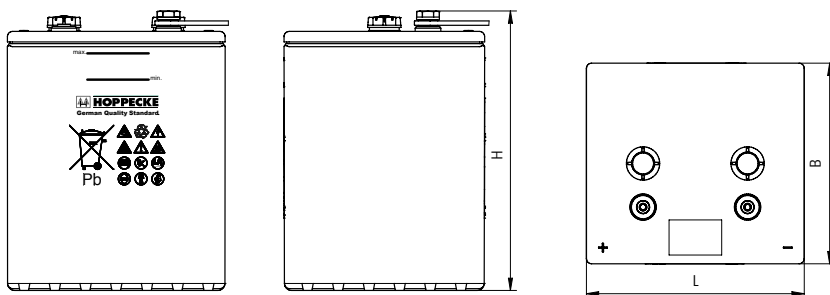
Optimal environmental compatibility – closed loop for recovery of materials in an accredited recycling system

Fig. A Series OGi bloc



grid | power VH 6-20 - grid | power VH 6-200

Fig. B Series OGi bloc



grid | power VH 4-230 - grid | power VH 4-260

Design life: up to 15 years

Optimal environmental compatibility – closed loop for recovery of materials in an accredited recycling system

Notes

HOPPECKE Batterien GmbH & Co. KG
Bontkirchener Str. 1
D - 59929 Brilon
Tel.: +49 (0) 2963 61-374
Fax: +49 (0) 2963 61-270
E-Mail: reservepower@hoppecke.com

